

Mission Statement:







"Inspire all students to achieve personal excellence, pursue world-class standards and be self-directed, lifelong learners."



Quality Profile

2021-2022

STATISTICS BY GRADE LEVEL

	HIGH SCHOOL	MIDDLE SCHOOL	ELEMENTARY SCHOOL
Graduation Rate	99%		
Percent of students enrolled in classes with the potential to earn...	College Credit 27%	High School Credit 55%	
High school credits earned by middle school students		152	
Course offerings in the arts	15	13	15
Hours invested by students for community service	17,330	1,890	
Percent of students participating in an extracurricular activity	72%	63%	23%
Local Scholarship Money Awarded	\$72,200		
Number of AP courses taken	12		
Percent of teachers that hold a Master's Degree or higher	95%	85%	81%
Number of grant funded programs	14	13	5
Attendance Rate	94%	93%	95%

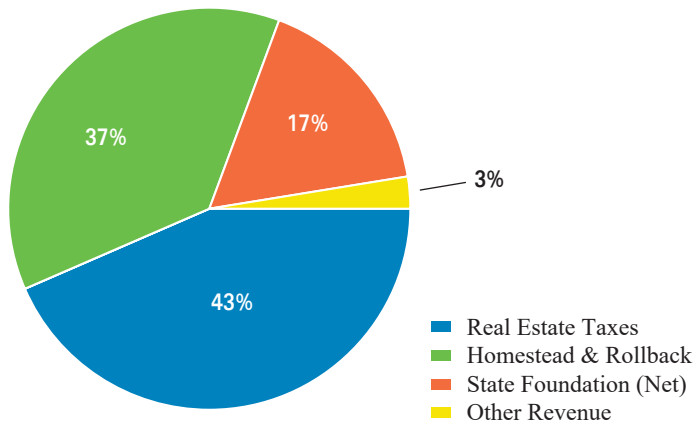
Quality Profile

2021-2022

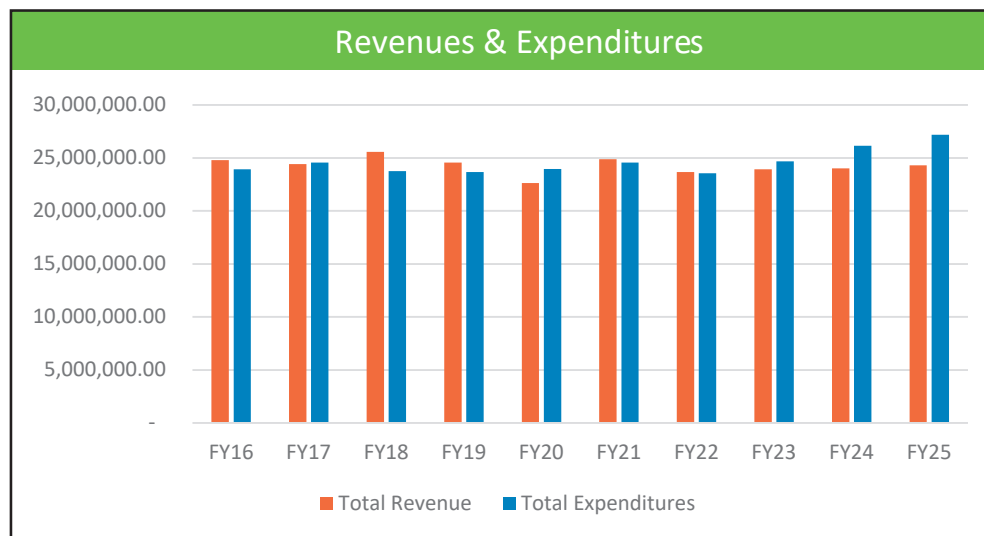
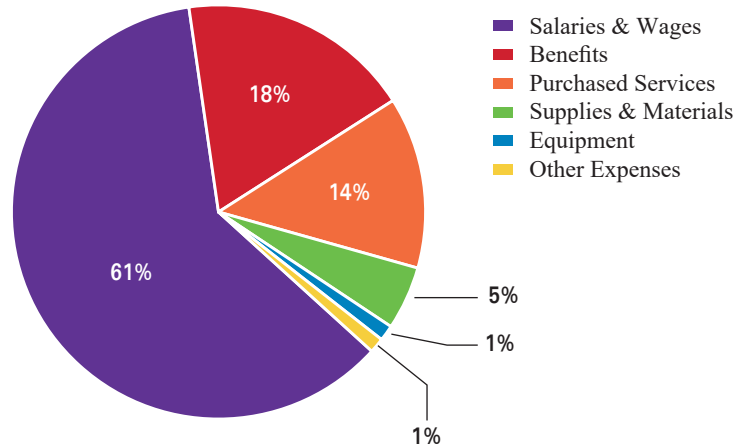


FINANCES

Revenue	
Real Estate Taxes	10,296,690.00
Homestead & Rollback	8,801,482.94
State Foundation (Net)	3,974,078.88
Other Revenue	608,392.19
Total Revenue	23,680,644.01



Expenditures	
Salaries & Wages	13,991,782.81
Benefits	4,185,623.68
Purchased Services	3,078,948.37
Supplies & Materials	1,139,829.54
Equipment	282,287.64
Other Expenses	268,243.85
Total Expenses	22,946,715.89



GRANT FUNDS RECEIVED

Federal: \$2,954,813.79
 State: \$5,000
TOTAL: \$2,959,813.79

YEARS SINCE THE DISTRICT
 HAS BEEN ON THE BALLOT
 FOR AN OPERATING LEVY

46

COST PER PUPIL: **\$15,568**